

01 MAIN STREET  
LIVING  
ROOM REVAMP

LONDON 0-0-01-001

September 2024

# 01 Main Street

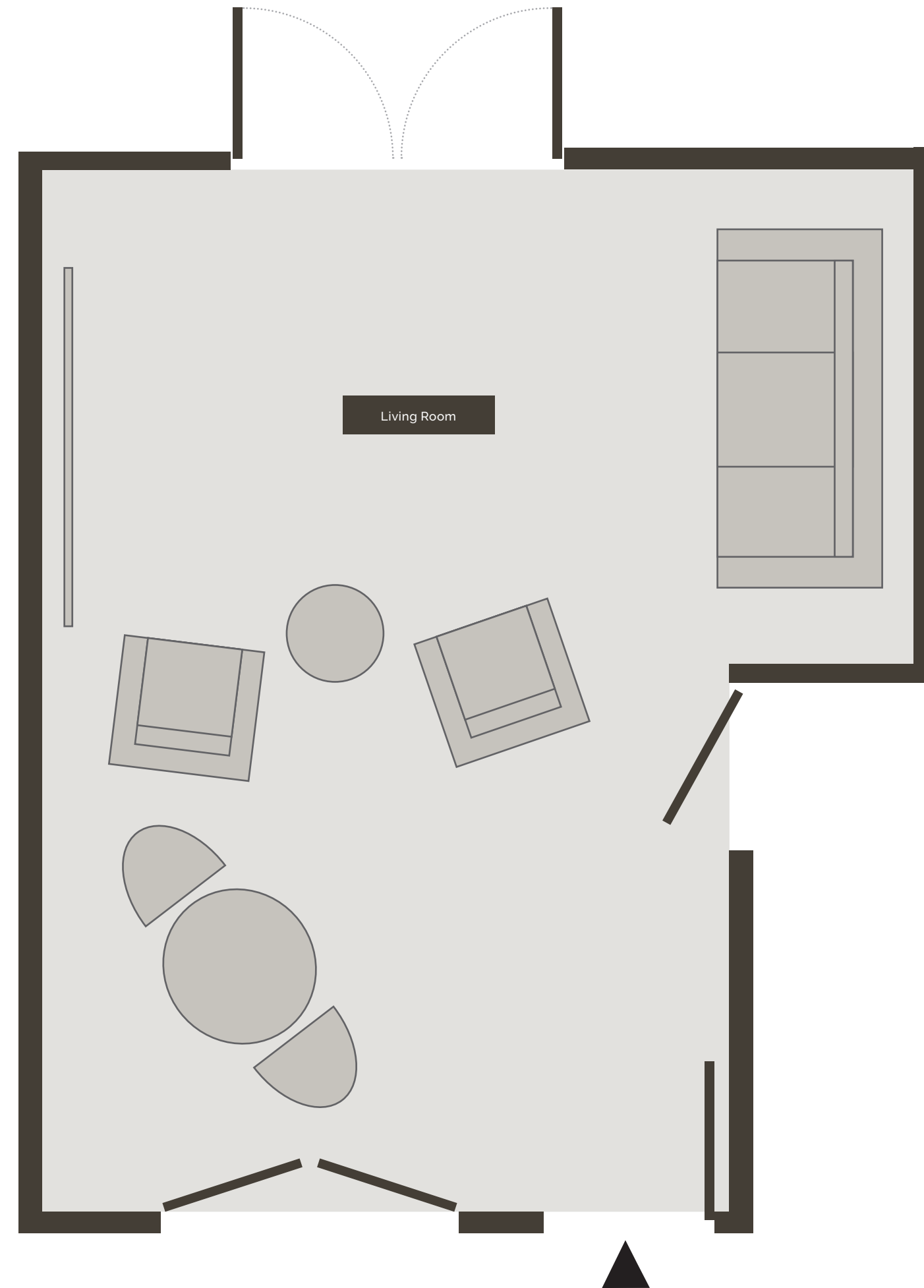
## Brief

### Existing Living Space

The design is for a living room in a 3-storey terraced house. The area is spacious but cold and lacking natural light. The living room is accessed via a door directly through a straight corridor from the main entrance and is sandwiched in between the kitchen and a rear garden extension. The use of the rear extension is yet to be defined but the resident intends to frequently host guests and provide a multifunctional space. The main living room needs to be cosy and feel warm when home alone but also welcoming to guests with a defined space for 1-1 coffee meetings at a small table. The space needs to remain flexible for potential change of use and needs in the near future.

#### Design requirements

- Small table with chairs in defined space
- Lighting solutions to address lack of natural light
- New furniture
- No heavy structural work but appetite for light superficial interventions
- Colourful scheme
- "Minimal" and "Clean" quality design
- Budget undefined



# 01 Main Street


## Brief

### Existing Living Space

The design is for a living room in a 3-storey terraced house. The area is spacious but cold and lacking natural light. The living room is accessed via a door directly through a straight corridor from the main entrance and is sandwiched in between the kitchen and a rear garden extension. The use of the rear extension is yet to be defined but the resident intends to frequently host guests and provide a multifunctional space. The main living room needs to be cosy and feel warm when home alone but also welcoming to guests with a defined space for 1-1 coffee meetings at a small table. The space needs to remain flexible for potential change of use and needs in the near future.

#### Design requirements

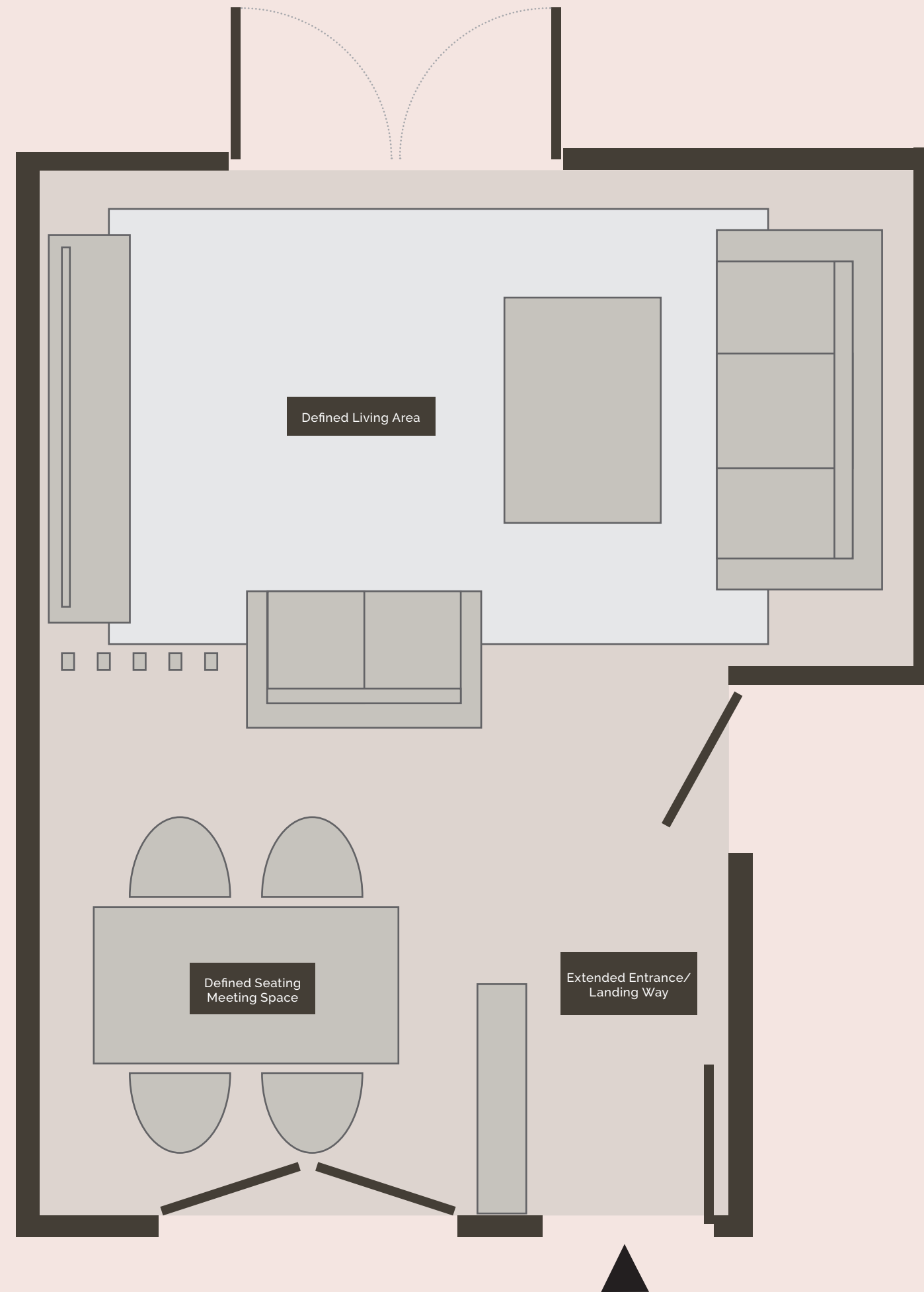
- Small table with chairs in defined space
- Lighting solutions to address lack of natural light
- New furniture
- No heavy structural work but appetite for light superficial interventions
- Colourful scheme
- "Minimal" and "Clean" quality design
- Budget undefined



# Project Brief

## Living Space Layout Lab


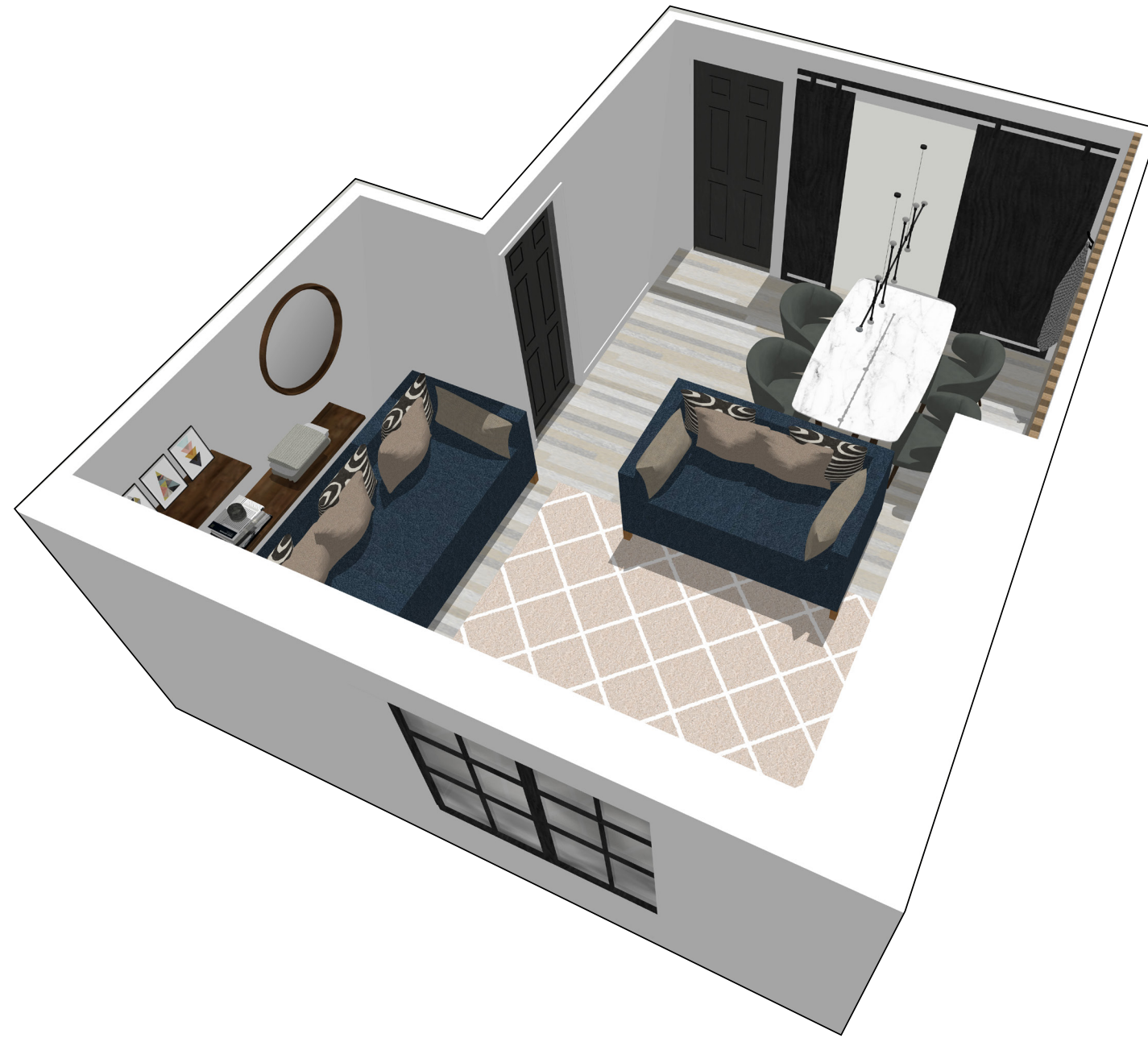
- The room has been zoned into three sections; living, dining/meeting and entrance way
- A large rug is used to anchor the living area space.
- Purchasing a second sofa closes the living zone more definitively without placing a wall and hard furniture.
- The TV is complimented with a solid console furniture piece. Ensure the rug runs underneath the front legs at a minimum
- As there is no real entry way from the front entrance door to the living room, a small low level table is used to simultaneously zone of the dining area and extend the corridor into the living room, providing a landing zone for dropping keys etc.
- Purchasing a dining table creates a flexible space that can be used for both hosting guests, working from a laptop and for dinner time.
- Consider wall length drapery on the conservatory door side to have flexibility of openness and closedness to the conservatory space.



# Project Brief

## Living Space Room Revamp

- Barn style sliding door installation to kitchen
- Built out TV console for recessed TV and electric/faux fireplace
- Feature slat wood wall and dining area
- Additional sofa to define space
- Flexible, less permanent space
- Decorative shelving in corner behind sofa
- Formal dining/meeting area
- Replacement of door to extension



# Project Brief

## Living Space Room Revamp

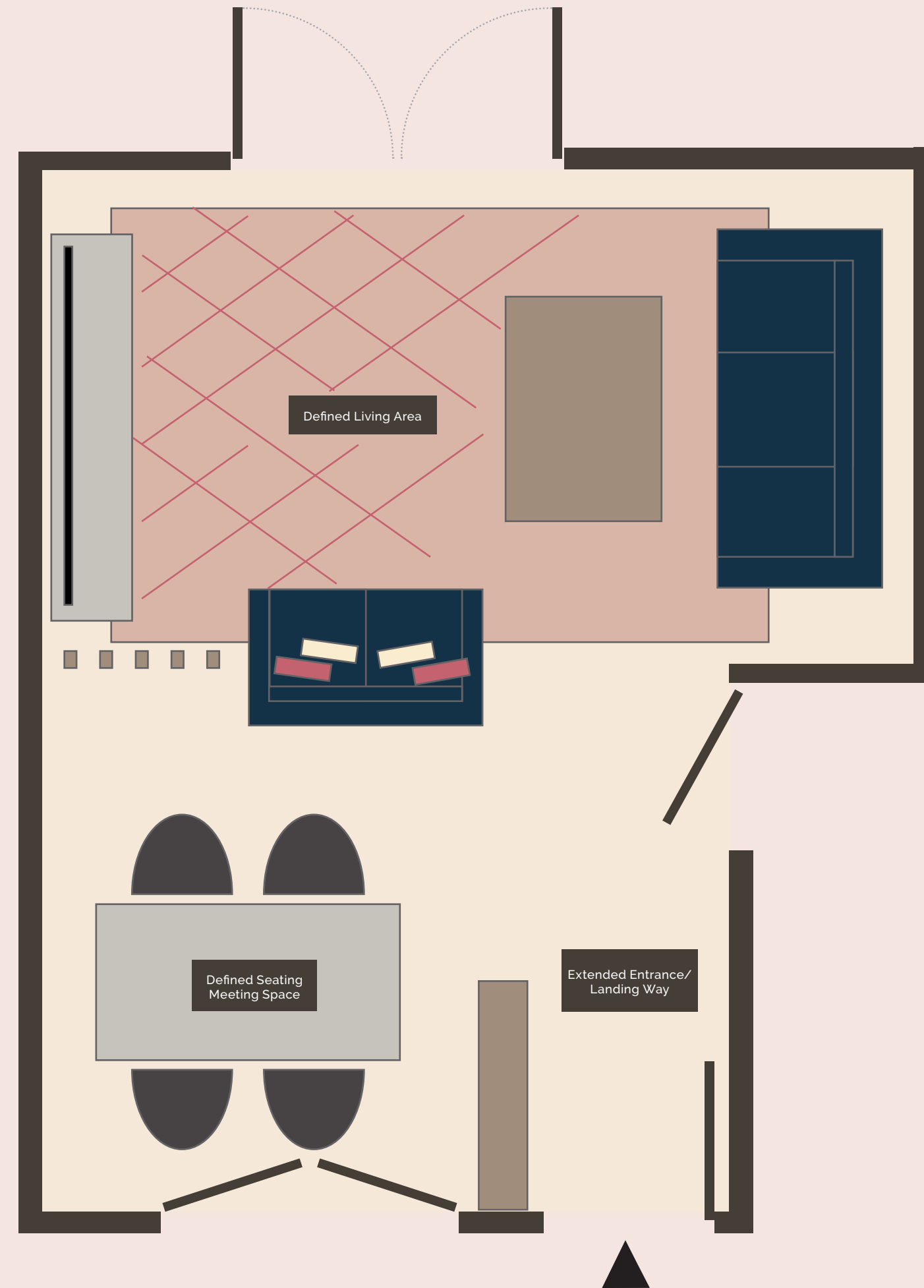
- Barn style sliding door installation to kitchen
- Built out TV console for recessed TV and electric/faux fireplace
- Feature slat wood wall and dining area
- Additional sofa to define space
- Flexible, less permanent space
- Decorative shelving in corner behind sofa
- Formal dining/meeting area
- Replacement of door to extension



# Project Colour Palette

## Design Style [Complimentary]

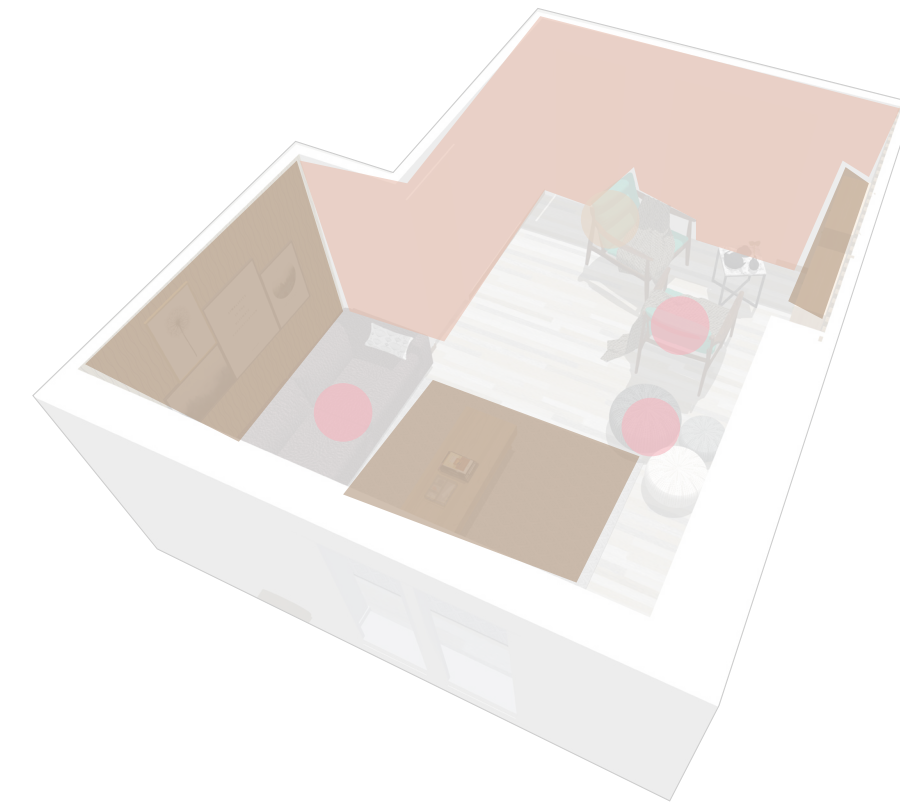
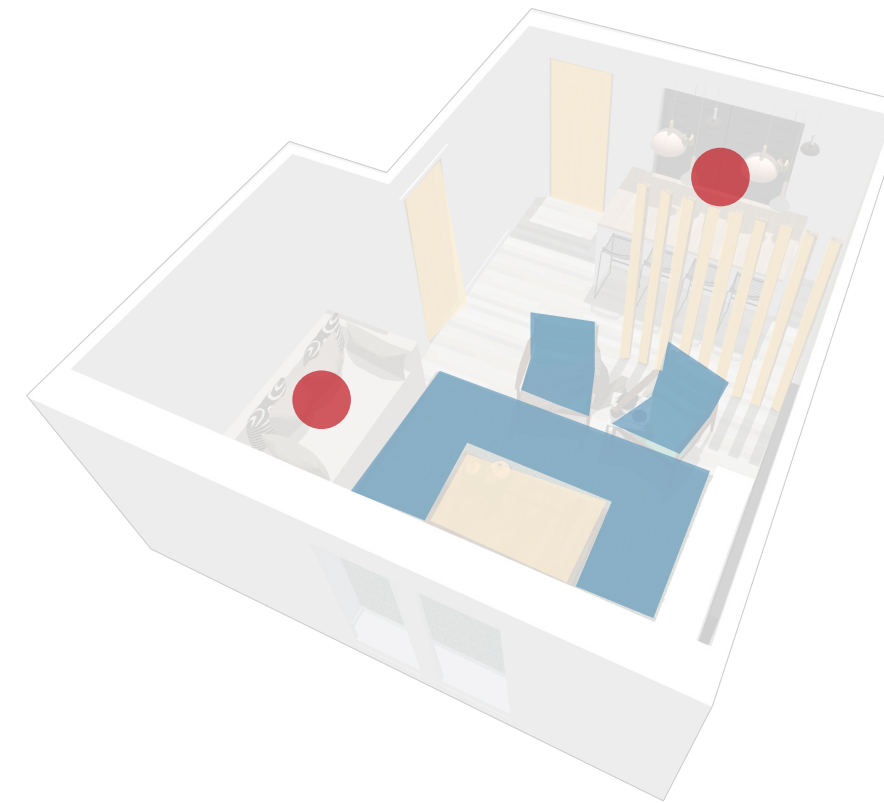



- Monochromatic scheme utilises different shades of the same colour



# Project Colour Palette

## Design Style [Complimentary]

- Monochromatic scheme utilises different shades of the same colour





# Project - [Modern Minimalist] Moodboard



Use mirrors to reflect light in a small space



Textures - Use soft textiles in curtains and cushions to soften the ambiance whilst maintaining the minimalist aesthetic



Incorporate wood panelling on walls, in furniture or as art pieces



Lighting - Use warm lighting kelvin 2700 overhead with lots of smaller lamp sources around



Storage - utilised TV console, consider under sofa storage



Rug - Make sure the rug is large enough to get all furniture legs on. This will anchor the space



# Project Material Palette

- Monochromatic scheme utilises different shades of the same colour



Project  
3D Model



# Project

## Curated Shopping Links



### Pocket Friendly

- [furniturewebsite.com](#)
- [rugswebsite.com](#)
- [lightingswebsite.co.uk](#)
- [decorationswebsite.co.uk](#)
- [furniturewebsite.com](#)
- [rugswebsite.com](#)
- [lightingswebsite.co.uk](#)
- [decorationswebsite.co.uk](#)
- [furniturewebsite.com](#)
- [rugswebsite.com](#)
- [lightingswebsite.co.uk](#)
- [decorationswebsite.co.uk](#)



### Mid-Range

- [furniturewebsite.com](#)
- [rugswebsite.com](#)
- [lightingswebsite.co.uk](#)
- [decorationswebsite.co.uk](#)
- [furniturewebsite.com](#)
- [rugswebsite.com](#)
- [lightingswebsite.co.uk](#)
- [decorationswebsite.co.uk](#)
- [furniturewebsite.com](#)
- [rugswebsite.com](#)
- [lightingswebsite.co.uk](#)
- [decorationswebsite.co.uk](#)



### Premium

- [furniturewebsite.com](#)
- [rugswebsite.com](#)
- [lightingswebsite.co.uk](#)
- [decorationswebsite.co.uk](#)
- [furniturewebsite.com](#)
- [rugswebsite.com](#)
- [lightingswebsite.co.uk](#)
- [decorationswebsite.co.uk](#)
- [furniturewebsite.com](#)
- [rugswebsite.com](#)
- [lightingswebsite.co.uk](#)
- [decorationswebsite.co.uk](#)

Project Address

AKOKO Store Discount Code: XXXXXXXX

